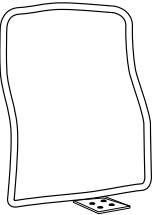
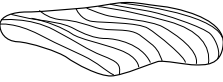
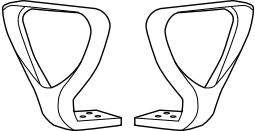



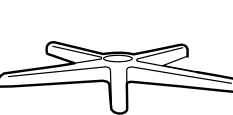
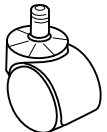
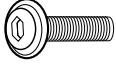
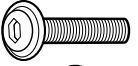
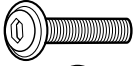


# Instructivo de armado Sillón Semi-Ejecutivo Beretta/ Buller Rosa

<b>Respaldo (1 pza)</b> 	<b>Asiento (1 pza)</b> 	<b>Brazo (2 pzas, lqz. y der.)</b> 
<b>Mecanismo Fijo (1 pza)</b> 	<b>Pistón Ejecutivo (1 pza)</b> 	<b>Cubre Pistón (1 pza)</b> 
<b>Base Polipropileno (1 pza)</b> 	<b>Rodaja (5 pzas)</b> 	<b>Tornillo 3/16" x 20 mm (4 pzas)</b>  <p>(A)</p>
<b>Tornillo 3/16" x 25 mm (6 pzas)</b>  <p>(B)</p>	<b>Tornillo 3/16" x 45 mm (4 pzas)</b>  <p>(C)</p>	<b>Llave Ale 3/16" (1 pza)</b> 